



# Model 375ASTDAR

## Replacement Reduced Pressure Detector Assembly

### Application

Designed for drop-in replacement of existing longer lay length assemblies without the need for additional spools or spacers, saving 2 to 6 hours of installation labor and up to 2 machine hours per backflow replacement. A custom sized grooved spool installed between the backflow body and downstream shut-off valve allows customer specified assembly lengths to be shipped directly from the factory. Designed for installation on potable water lines in fire protection systems to protect against both backsiphonage and backpressure of contaminated water into the potable water supply. The Model 375ASTDAR shall provide protection where a potential health hazard exist. Incorporates metered by-pass to detect leaks and unauthorized water use.

### Standards Compliance

- ASSE® Listed 1047
- AWWA Compliant C550
- CSA® Certified B64.4
- UL® Classified
- C-UL® Classified
- FM® Approved
- Approved by the Foundation for Cross Connection Control and Hydraulic Research at the University of Southern California
- Meets the requirements of NSF/ANSI/CAN 61\*

\*(0.25% MAX. WEIGHTED AVERAGE LEAD CONTENT)

### By-Pass Backflow Preventer 3/4" Model 975XLD

#### Materials

Main valve body	304L Stainless steel
Access covers	304L Stainless steel
Internals	Stainless steel, 300 Series
	NORYL™
Fasteners & Springs	Stainless Steel, 300 Series
Elastomers	EPDM (FDA approved)
	Buna Nitrile (FDA approved)
Polymers	NORYL™
Sensing line	Stainless steel, braided hose

#### Features

Sizes:	2 1/2", 3", 4", 6", 8", 10"
Maximum working water pressure	175 PSI
Maximum working water temperature	140°F
Hydrostatic test pressure	350 PSI
End connections (Grooved for steel pipe)	AWWA C606
(Flanged)	ANSI B16.42
	Class 150

### Dimensions & Weights (do not include pkg.)

MODEL 375ASTDAR SIZE	WEIGHT							
	WITH OS&Y GATES (GXF)		WITH OS&Y GATES (GXG)		WITH BUTTERFLY VALVES (GXG)		WITH BUTTERFLY VALVES (GXF)	
	in.	mm	lbs.	kg	lbs.	kg	lbs.	kg
2 1/2	65	144	65	134	61	114	52	124
3	80	163	74	151	69	120	54	133
4	100	246	112	222	101	132	60	154
6	150	391	178	369	167	204	93	235
8	200	729	331	675	306	429	195	452
10	250	998	454	940	426	557	253	615

MODEL 375ASTDAR SIZE	DIMENSION (approximate)																											
	A						A WITH BUTTERFLY VALVES				B		C		D		E OS&Y OPEN		E OS&Y CLOSED		E BUTTERFLY VALVE		F		G			
	in.		mm		in.		mm		in.		mm		in.		mm		in.		mm		in.		mm		in.		mm	
	in.	mm	min	max	min	max	min	max	min	max	in.	mm	in.	mm	in.	mm	in.	mm	in.	mm	in.	mm	in.	mm	in.	mm	in.	mm
	2 1/2	65	34	47 1/8	864	1197	31	47 1/8	787	1197	16 5/8	422	12	305	4 1/2	114	17 3/4	451	15 3/8	391	8 1/4	210	9 3/4	248	8 5/8	219		
3	80	35	48 1/8	889	1222	31 1/2	48 1/8	800	1222	16 5/8	422	12	305	4 1/2	114	20 1/4	514	17	432	8 1/2	216	9 3/4	248	8 5/8	219			
4	100	37 3/8	62 1/4	949	1581	32 5/8	62 1/4	829	1581	16 5/8	422	12	305	4 1/2	114	22 1/2	572	18 1/4	464	9	229	9 3/4	248	8 5/8	219			
6	150	46	71 1/4	1168	1810	39	71 1/4	991	1810	22 1/4	565	10 1/2	267	5 1/2	140	30 1/2	775	24 1/4	616	10 1/4	260	10 3/4	273	11 1/4	286			
8	200	55 3/4	86	1416	2184	48 3/4	86	1238	2184	29 1/2	749	15 1/8	384	9 1/4	235	37	940	28 1/2	724	18 1/2	470	15 5/8	397	13 1/4	337			
10	250	58 5/8	100 5/8	1489	2556	52 5/8	100 5/8	1337	2556	29 1/2	749	15 1/8	384	9 1/4	235	45 5/8	1159	34 3/4	883	18 1/2	470	15 5/8	397	13 1/4	337			

### Zurn Industries, LLC | Wilkins

1747 Commerce Way, Paso Robles, CA U.S.A. 93446 Ph. 855-663-9876, Fax 805-238-5766

### In Canada | Zurn Industries Limited

7900 Goreway Drive, Unit 10, Brampton, Ontario L6T 5W6, 877-892-5216

[www.zurn.com](http://www.zurn.com)



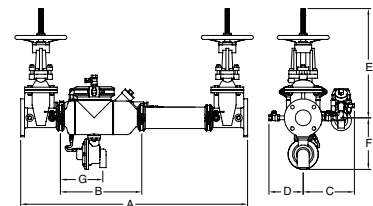
### Options (Suffixes can be combined)

- ☐ - with flanged end OS & Y gate valves (standard)
- ☐ LM - less water meter
- ☐ - with gpm meter (standard)
- ☐ CFM - with cu ft/min meter
- ☐ G - with grooved end OS&Y gate valves
- ☐ FG - with flanged inlet gate connection and grooved outlet gate connection
- ☐ PI - with Post Indicator Gate Valves
- ☐ BG - with grooved end butterfly valves with integral supervisory switch
- ☐ BF - with flanged end butterfly valves with integral supervisory switch

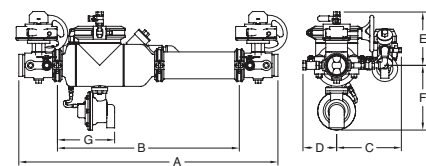
### Accessories

- ☐ Air gap (Model AG)
- ☐ Repair kit (rubber only)
- ☐ Thermal expansion tank (Model XT)
- ☐ OS & Y Gate valve tamper switch (OSY-40)
- ☐ QT-SET Quick Test Fitting Set

MODEL  
375ASTDAR with  
standard OS&Y



MODEL  
375ASTDAR with  
BG option



Relief Valve  
discharge port:  
2 1/2" - 6" - 2.75 sq. in.  
8" - 10" - 3.69 sq. in.

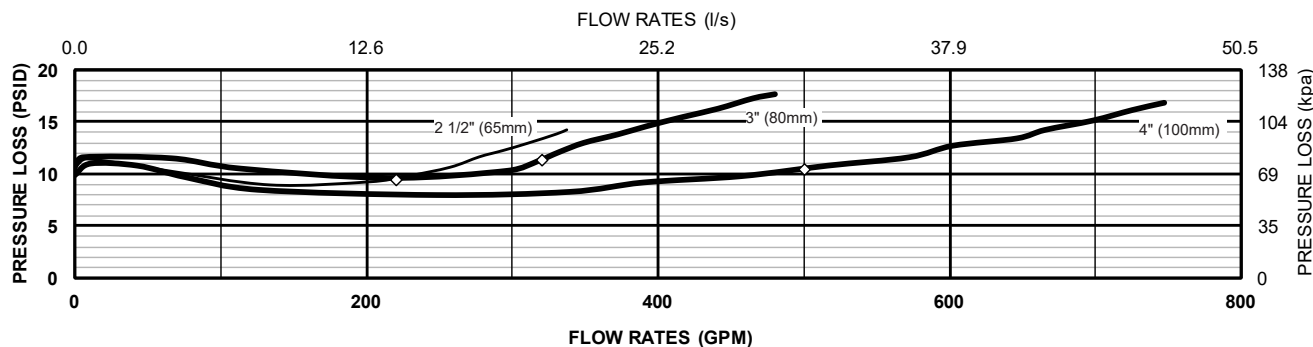
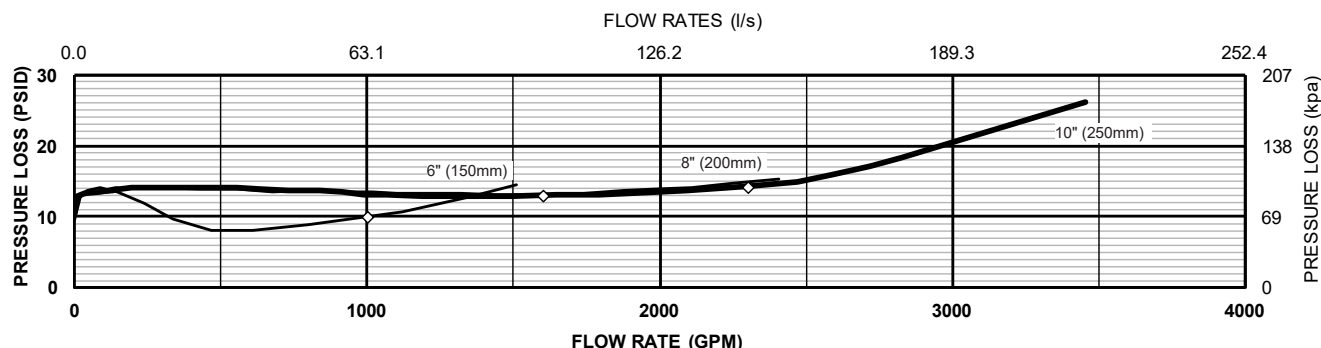
Rev. M

Date: 5/21

Document No. BF-375ASTDAR

Product No. Model 375ASTDAR

Patent [zurn.com/patents](http://zurn.com/patents)

**MODEL 375ASTDAR 2 1/2", 3" & 4" (STANDARD & METRIC)****MODEL 375ASTDAR 6", 8" & 10" (STANDARD AND METRIC)****Typical Installation**

Local codes shall govern installation requirements. Unless otherwise specified, the assembly shall be mounted at a minimum of 12" (305mm) and a maximum of 30" (762mm) above adequate drains with sufficient side clearance for testing and maintenance. The installation shall be made so that no part of the unit can be submerged.

**Order Configuration**

- Exact in field measurements are required when ordering the assembly. Please have the assembly length ready when ordering.
- All assemblies are custom made to order and all sales are final.
- Lead time is approximately one week.

Generic part number used for ordering:

**X-375ASTDAR\*-A**

where X= NOMINAL VALVE SIZE (212 REPRESENTS 2-1/2")

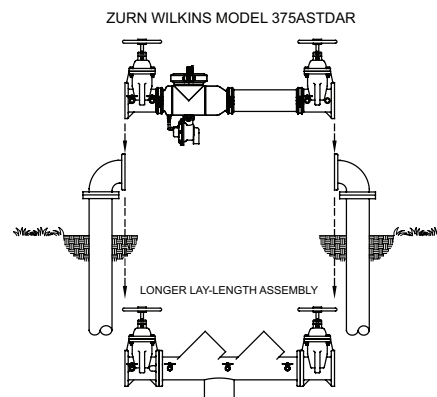
\*= ADDED OPTIONS (use suffixes designated in OPTIONS section on previous page)

**Example**

To order a 4" Model 375ASTDAR with OS&Y gate valves and an assembly length of 52 3/8", the part number would be:

4-375ASTDAR-A.

The length of 52 3/8" must be given to Customer Service.



VALVE SIZE	MINIMUM FACE TO FACE DIMENSIONS (OVERALL LAY LENGTH)		MAXIMUM LENGTHS
	STAINLESS STEEL BODY		
	GATE VALVES	BUTTERFLY VALVES	
2-1/2"	34"	31 "	47-1/8"
3"	35"	31-1/2"	48-1/8"
4"	37-3/8"	32-5/8"	62-1/4"
6"	46"	39"	71-1/4"
8"	55-3/4"	48-3/4"	86"
10"	58-5/8"	52-5/8"	100-5/8"

**Specifications**

The Reduced Pressure Detector Backflow Prevention Assembly shall be certified to NSF/ANSI/CAN 61, ASSE® Listed 1047, and supplied with full port OS & Y gate valves. The main body and access cover shall be 304L Stainless Steel, the seat ring and check valve shall be NORYL™, the stem shall be stainless steel (ASTM A 276) and the seat disc elastomers shall be EPDM. The checks and the relief valve shall be accessible for maintenance without removing the device from the line. The Reduced Pressure Detector Backflow Prevention Assembly shall be a ZURN WILKINS Model 375ASTDAR.