

For Health Hazard Applications

Job Name _____
 Job Location _____
 Engineer _____
 Approval _____

Contractor _____
 Approval _____
 Contractor's P.O. No. _____
 Representative _____

LEAD FREE*

Series LF289
Spill Resistant
Atmospheric Vacuum Breakers

Sizes: 1/2" - 3/4" (15 - 20mm)**

Series LF289 is designed for indoor point of use applications to prevent backsiphonage of contaminated water back into the potable water supply. Separation of the water supply from the air inlet is accomplished by means of a diaphragm seal. This feature protects against any spillage during start-up operation. The LF289 features Lead Free* construction to comply with Lead Free* installation requirements.

Features

- Spring loaded vent
- Spill-resistant diaphragm design for indoor use
- Affordable design
- Modular cartridge for ease of service
- Vent uses an O-ring for reliable operation
- Lead Free* Copper Silicon Alloy
- Compact space saving design
- Meets ASSE 1001 (1/2" only)
- Optional satin chrome finish

Installation

NOTICE The LF289 is designed to be installed at the point of use. When factory installed deck/machine mounted on machines or equipment, the critical level of the LF289 shall be 1" (25mm) above the flood rim. If field applied for general plumbing applications, the critical level of the LF289 shall be 6" (152mm) above the flood rim.

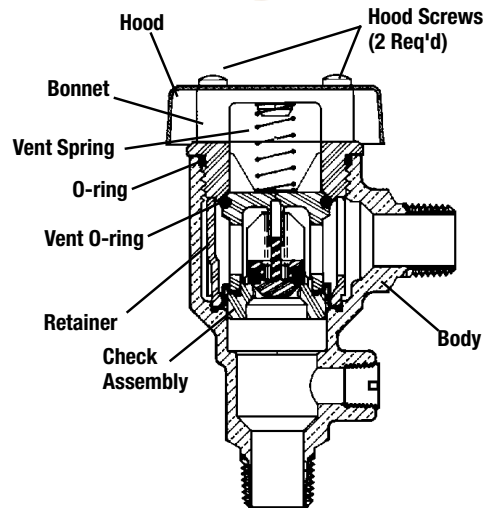
Specifications

A spill-resistant atmospheric vacuum breaker shall be installed, in accordance with the manufacturer's instructions, as noted on the plans. The Lead Free* Atmospheric Vacuum Breaker shall be constructed using Lead Free* materials. Lead Free atmospheric vacuum breaker shall comply with state codes and standards where applicable, requiring reduced lead content. The valve shall consist of a one piece modular check and float assembly made of engineered thermoplastic and housed in a Lead Free cast copper silicon alloy body. Springs shall be stainless steel. The valve shall be constructed with a molded diaphragm separating the air inlet from the potable water supply to prevent spillage. The valve shall be a Watts Series LF289.

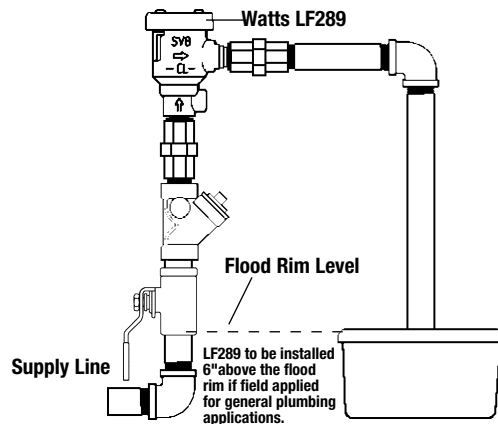
**Metric Dimensions are nominal pipe diameter. This product is produced with NPT threaded end connections.



Series LF289



Typical Installation



*The wetted surface of this product contacted by consumable water contains less than 0.25% of lead by weight.

Watts product specifications in U.S. customary units and metric are approximate and are provided for reference only. For precise measurements, please contact Watts Technical Service. Watts reserves the right to change or modify product design, construction, specifications, or materials without prior notice and without incurring any obligation to make such changes and modifications on Watts products previously or subsequently sold.




Materials

Springs: Stainless Steel
 Bonnet: PPO
 Vent Disc: EPDM
 Disc Holder: PPO
 Check Disc: Silicone Rubber
 Body: Cast Copper Silicon Alloy
 Diaphragm: EPDM

Pressure - Temperature

Temperature Range: 33°F - 180°F (0.5°C - 82°C)
 Maximum Pressure: 150psi (10.3 bar)

Standards 
 1001
 (1/2" only).

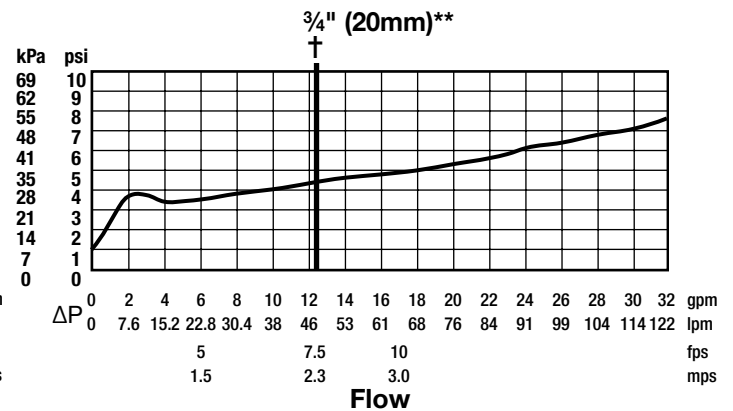
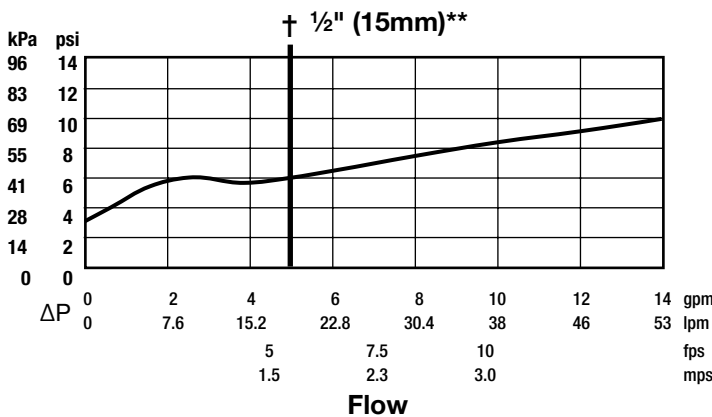
NOTICE

Inquire with governing authorities for local installation requirements

End Connections

Standard male NPT
 Optional hose and custom connections available

Capacity

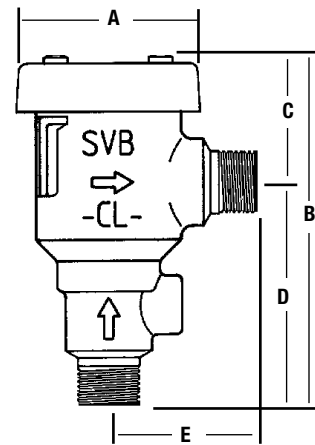


NOTICE

The information contained herein is not intended to replace the full product installation and safety information available or the experience of a trained product installer. You are required to thoroughly read all installation instructions and product safety information before beginning the installation of this product.

**Metric Dimensions are nominal pipe diameter. This product is produced with NPT threaded end connections.

Dimensions - Weight



SIZE (DN)	DIMENSIONS					WEIGHT	
in. mm**	A in. mm	B in. mm	C in. mm	D in. mm	E in. mm	lbs.	kg.
1/2 15	2 50	3 3/4 95	1 3/8 35	2 3/8 60	1 1/2 38	1	.4
3/4 20	3 3/4 95	5 127	2 1/2 64	2 1/2 64	2 3/8 60	3	1.4



A Watts Water Technologies Company

USA: Tel: (978) 689-6066 • Fax: (978) 975-8350 • Watts.com

Canada: Tel: (905) 332-4090 • Fax: (905) 332-7068 • Watts.ca

Latin America: Tel: (52) 81-1001-8600 • Fax: (52) 81-8000-7091 • Watts.com