



Model 460XL

Spill Resistant Pressure Vacuum Breaker Assembly

Application

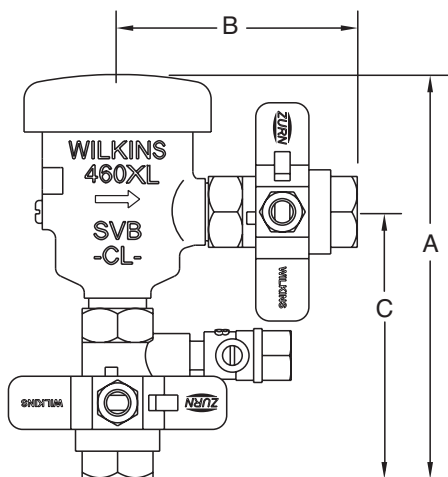
Ideal for use where Lead-Free* valves are required. Designed for installation on indoor and outdoor point of use applications to protect against backsiphonage of contaminated water into the water supply. During start-up and operation a separate diaphragm seals the air inlet from the water supply preventing spillage. The assembly is designed for use under constant pressure and provides protection where a potential health hazard exists.

Standards Compliance

- ASSE® Listed 1056
 - IAPMO® Listed
 - CSA® Certified
 - Approved by the Foundation for Cross Connection Control and Hydraulic Research at the University of Southern California
 - Meets the requirements of NSF/ANSI/CAN 61*
- *(0.25% MAX. WEIGHTED AVERAGE LEAD CONTENT)

Materials

| | |
|-----------------|---|
| Main valve body | Low Lead Cast Bronze ASTM B 584 |
| Elastomers | Silicone (FDA Approved) Buna Nitrile |
| Polymers | Polypropylene (FDA Approved) Delrin™ |
| Springs | Stainless Steel, 300 Series |



Dimensions & Weights (do not include pkg.)

| MODEL SIZE | | DIMENSIONS (approximate) | | | | | | WEIGHT | |
|------------|----|--------------------------|-----|-------|-----|-------|-----|--------|------|
| | | A | | B | | C | | | |
| in. | mm | in. | mm | in. | mm | in. | mm | lbs. | kg |
| 3/8 | 9 | 5 5/16 | 135 | 3 1/8 | 79 | 3 3/8 | 86 | 2.0 | 0.91 |
| 1/2 | 15 | 5 11/16 | 144 | 3 3/8 | 86 | 3 3/4 | 95 | 2.1 | 0.95 |
| 3/4 | 20 | 7 1/2 | 190 | 4 1/4 | 108 | 4 1/2 | 114 | 3.8 | 1.72 |
| 1 | 25 | 7 15/16 | 200 | 5 | 127 | 5 | 127 | 5.0 | 2.27 |



LEAD FREE



NSF/ANSI/CAN 61

Features

Sizes: 3/8", 1/2", 3/4", 1"

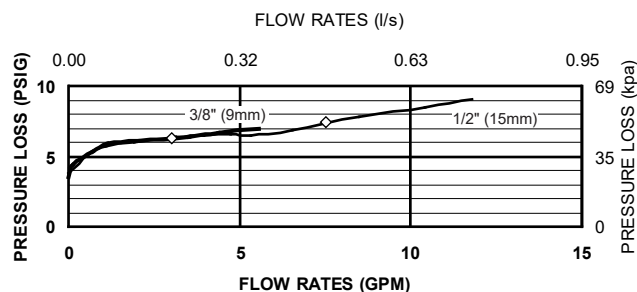
| | |
|-----------------------------------|--------------|
| Maximum working water pressure | 150 PSI |
| Maximum working water temperature | 180°F |
| Hydrostatic test pressure | 300 PSI |
| Threaded connections | ANSI B1.20.1 |

Replaceable thermoplastic modular cartridge
Spill resistant feature for indoor use

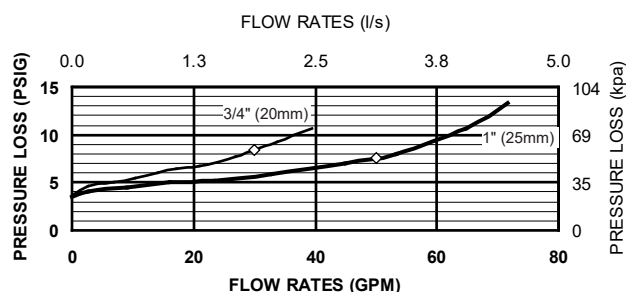
Accessories

- ☐ Repair kit (complete)
- ☐ Repair kit (rubber only)
- ☐ Water hammer arrester (Model 1260XL)
- ☐ QT-SET Quick Test Fitting Set

MODEL 460XL 3/8" & 1/2" (STANDARD & METRIC)



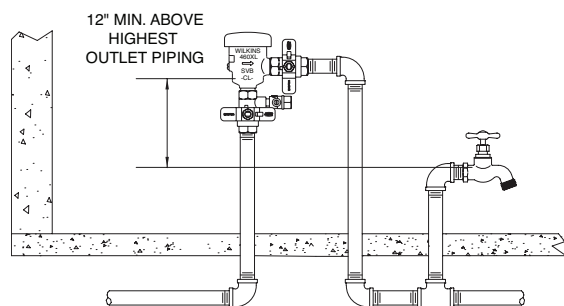
MODEL 460XL 3/4" & 1" (STANDARD & METRIC)



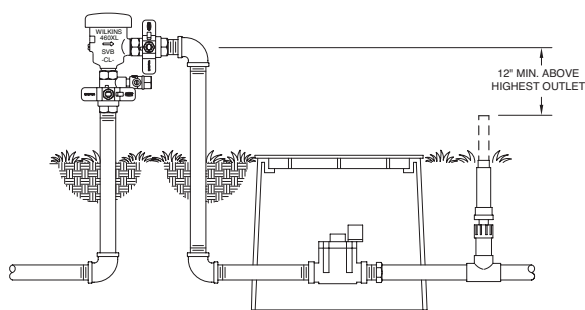
Typical Installation

Local codes shall govern installation requirements.

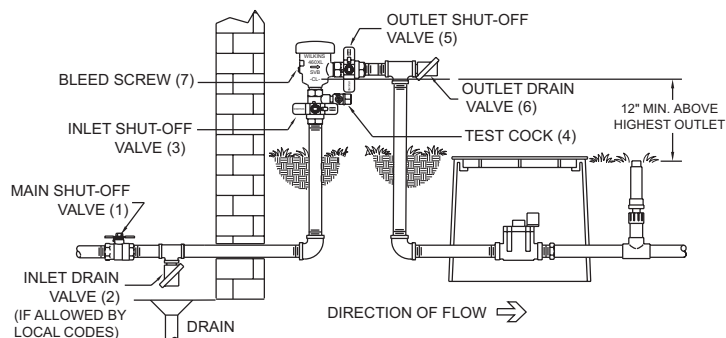
Unless otherwise specified, the assembly shall be installed in accordance with the manufacturers' instructions and the latest version of the Uniform Plumbing Code. The critical level mark on the assembly shall be mounted at a minimum of 12" (305mm) above the highest downstream piping or outlet. Install with sufficient side clearance for testing and maintenance. The installation shall insure that no part of the assembly can be submerged. A spill-resistant pressure vacuum breaker cannot be installed where back-pressure could occur.



DIRECTION OF FLOW ➞
INDOOR INSTALLATION



DIRECTION OF FLOW ➞
TYPICAL OUTDOOR INSTALLATION
For warm climates with no winterization



TYPICAL OUTDOOR INSTALLATION
For cold climates which require winterization

| Capacity thru Schedule 40 Pipe | | | | |
|--------------------------------|----------|------------|----------|----------|
| Pipe size | 5 ft/sec | 7.5 ft/sec | 10ft/sec | 15ft/sec |
| 1/8" | 1 | 1 | 2 | 3 |
| 1/4" | 2 | 2 | 3 | 5 |
| 3/8" | 3 | 4 | 6 | 9 |
| 1/2" | 5 | 7 | 9 | 14 |
| 3/4" | 8 | 12 | 17 | 25 |
| 1" | 13 | 20 | 27 | 40 |
| 1 1/4" | 23 | 35 | 47 | 70 |
| 1 1/2" | 32 | 48 | 63 | 95 |
| 2" | 52 | 78 | 105 | 167 |

Specifications

The Spill-Resistant Pressure Vacuum Breaker shall be certified to NSF/ANSI/CAN 61, shall be ASSE® 1056 Listed, and supplied with full port ball valves. The assembly shall utilize a low lead bronze (ASTM B 584) main body and an integrated modular check and float assembly made from thermoplastics. Springs shall be stainless steel. The valve shall incorporate a diaphragm to separate the air inlet from the potable water supply preventing spillage. The Spill-Resistant Pressure Vacuum Breaker shall be a ZURN Wilkins Model 460XL.

Zurn Industries, LLC | Wilkins

1747 Commerce Way, Paso Robles, CA U.S.A. 93446 Ph. 855-663-9876, Fax 805-238-5766

In Canada | Zurn Industries Limited

7900 Goreway Drive, Unit 10, Brampton, Ontario L6T 5W6, 877-892-5216

www.zurn.com