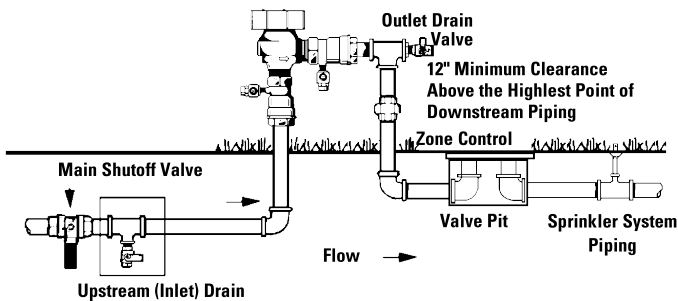


Freeze Protection Guidelines

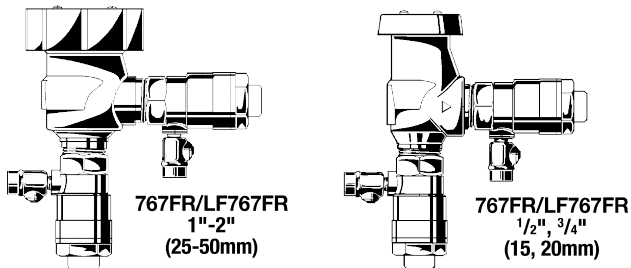
Purging of a PVB Assembly with Pressurized Air

1. Close main shutoff valve.
2. Open upstream drain, test cocks and isolation ball valves to depressurize line.
3. Purge with pressurized line.
4. Leave test cocks and isolation ball valve handles in 45° angle to drain ball valves and prevent casting damage.



Servicing the Vacuum Breakers

Internal parts can be removed, repaired or inspected without removing the valve from the piping.



Disassembly

1. Shut off the supply pressure and drain the valve.
2. Remove the two hood screws and the hood.
3. Place a wrench on the parallel flats of bonnet and stem assembly. Turn counter clockwise and remove.
4. Remove the vent assembly.
5. Press down on the spring retainer and disengage it from the retaining lugs. Then turn 90° and remove.
6. Remove the spring retainer and spring. Note that the large diameter of the spring is down on the guide assembly.
7. Remove the check disc holder and guide assembly.
8. Disassemble the check disc holder assembly.

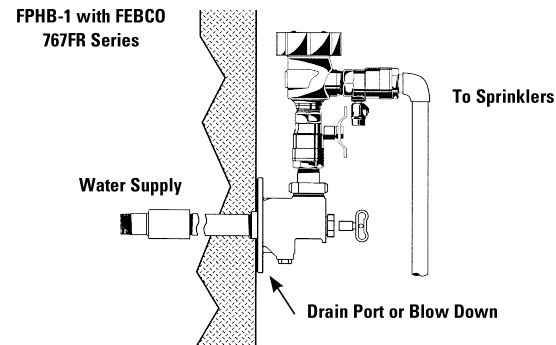
Reassembly

Reassemble in the reverse order utilizing the new parts from the repair kit.

Installation Instructions

Using FPHB-1 Hydrant

Note: PVB's must be installed a minimum of 12" (300mm) above the highest point of water in the sprinkler system.



Repair Kits 1/2" - 2" (15-50mm)

ORDERING CODE	MODEL	SIZE	
		in	mm

Check Kits

0710590	RK 767FR CK	1/2, 3/4	15, 20
0710591	RK 767FR CK	1	25
0710592	RK 767FR CK	1 1/4 - 2	32 - 50

Kits consist of: Check disc assembly (disc & disc holder). Bonnet O-ring and Check Spring.

Vent Float Kits

0710593	RK 767FR V	1/2, 3/4	15, 20
0710594	RK 767FR V	1	25
0710595	RK 767FR V	1 1/4 - 2	32 - 50

Kits consist of: Float vent disc assembly (vent float, seal & spring) and Bonnet O-ring.

Bonnet Assembly Kits

0710596	RK 767FR B	1/2, 3/4	15, 20
0710597	RK 767FR B	1	25
0710598	RK 767FR B	1 1/4 - 2	32 - 50

Kits consist of: Bonnet, Bonnet O-ring, Vent spring, hood & hood screws.

Rubber Parts Kits

0710599	RK 767FR RT	1/2, 3/4	15, 20
0710600	RK 767FR RT	1	25
0710601	RK 767FR RT	1 1/4 - 2	32 - 50

Kits consist of: Vent disc, Check disc and Bonnet O-ring.

Seat Kits

0710602	RK 767FR S	1/2, 3/4	15, 20
0710603	RK 767FR S	1	25
0710604	RK 767FR S	1 1/4 - 2	32 - 50

Kits consist of: Seat, Seat O-ring and Bonnet O-ring.

FEBCO reserves the right to change or modify product design, construction, specifications, or materials without prior notice and without incurring any obligation to make such changes and modifications on FEBCO products previously or subsequently sold.